

J.K. ROWLING THE ICKABOG

Activity Pack

INTRODUCTION

Suitable for: Ages 7+

The activities in this pack can be used in the classroom, in the library or at home. They encourage children ages 7+ to get CREATIVE and to EXPLORE the wonderful world of *The Ickabog* by J. K. Rowling.

ABOUT THE BOOK

Prepare for a legendary adventure from one of the world's greatest storytellers J.K. Rowling, now featuring striking illustrations from award-winning illustrator Ben Mantle.

Once upon a time there was a tiny kingdom called Cornucopia, as rich in happiness as it was in gold, and famous for its food. From the delicate cream cheeses of Kurdsburg to the Hopes-of-Heaven pastries of Chouxville, each was so delicious that people wept with joy as they ate them.

But even in this happy kingdom, a monster lurks. Legend tells of a fearsome creature living far to the north in the Marshlands... the Ickabog. Some say it breathes fire, spits poison, and roars through the mist as it carries off wayward sheep and children alike. Some say it's just a myth...

And when that myth takes on a life of its own, casting a shadow over the kingdom, two children - best friends Bert and Daisy - embark on a great adventure to untangle the truth and find out where the real monster lies, bringing hope and happiness to Cornucopia once more.




J.K. ROWLING

THE ICKABOG

Activity Sheet

WORDSEARCH

Introduce yourself to important themes, settings and characters in *The Ickabog* by finding the key words in the Wordsearch below! Words can run from side to side, up and down, or diagonally.



CAN YOU FIND THESE WORDS?

- | | |
|---|-------------------------------------|
| <input type="checkbox"/> ICKABOG | <input type="checkbox"/> BERT |
| <input type="checkbox"/> CORNUCOPIA | <input type="checkbox"/> BEAMISH |
| <input type="checkbox"/> KING FRED | <input type="checkbox"/> CHOUXVILLE |
| <input type="checkbox"/> MOUSTACHE | <input type="checkbox"/> KURDSBURG |
| <input type="checkbox"/> THE MARSHLANDS | <input type="checkbox"/> BARONSTOWN |
| <input type="checkbox"/> DAISY | <input type="checkbox"/> JEROBOAM |
| <input type="checkbox"/> DOVETAIL | <input type="checkbox"/> MYTH |

J.K. ROWLING THE ICKABOG

Activity Sheet

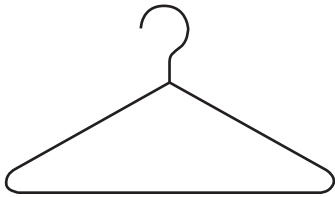
KING FRED'S WARDROBE

'King Fred the Fearless came to the throne on a huge wave of popularity. He had lovely yellow curls, fine sweeping moustaches, and looked magnificent in tight breeches, velvet doublets, and ruffled shirts that rich men wore at the time.' [Chapter 1]

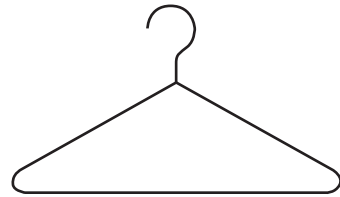
VOCAB CHECK! Use a dictionary to find the definitions for 'breeches' and 'doublets'!


Design two outfits for King Fred's wardrobe! What would be in there? Hang some outfits on the hangers below. You can be as creative as you like! Annotate your designs with your ideas about the following things: Style, Material, Colours, Purpose

OUTFIT 1



OUTFIT 2





J.K. ROWLING

THE ICKABOG

Activity Sheet

THE FAMOUS FOOD OF CORNUCOPIA

'Cornucopia was famous, far beyond its borders, for its food. Each of its cities was known for a different kind, and each was the very best in the world.' [Chapter 1]

Can you match the different cities in Cornucopia to the food/drink types below?


CHOUXVILLE

KURDSBURG

BARONSTOWN

JEROBAUM

THE MARSHLANDS




'smoked and honey-roasted hams, sides of bacon, spicy sausages, melting beefsteaks and venison pies.'

'delicacies such as Maidens' Dreams, Fairies' Cradles, and, most famous of all, Hopes-of-Heaven, which were so exquisitely, painfully delicious that they were saved for special occasions and everybody cried for joy as they ate them.'

'tasteless, rubbery mushrooms and thin dry grass, only good enough to feed a few mangy sheep.'

'huge white wheels, dense orange cannonballs, big crumbly blue-veined barrels, and little baby cream cheeses smoother than velvet.'

'vineyards bearing grapes as large as eggs, each of them ripe and sweet and juicy.'



J.K. ROWLING THE ICKABOG

Activity Sheet

Imagine a banquet of all the best food in Cornucopia.

Design a menu for the banquet. Try to include food and drink from all of the different cities.
If you want to draw your ideas, even better!

MENU

STARTERS

.....

.....

.....

MAIN COURSES

.....

.....

.....

DESSERTS

.....

.....

.....

J.K. ROWLING

THE ICKABOG

Activity Sheet

THE ICKABOG

'The habits and appearance of the Ickabog changed depending on who was describing it. Some made it snake-like, other dragonish or wolf-like. Some said it roared, others that it hissed, and still other said that it drifted as silently as the mists that descended on the marsh without warning.'

The Ickabog, they said, had extraordinary powers. It could imitate the human voice to lure travellers into its clutches. If you tried to kill it, it would mend magically, or else split into two Ickabogs; it could fly, spurt fire, shoot poison – the Ickabog's powers were as great as the imagination of the teller.' [Chapter 2]

VOCAB CHECK Use a dictionary to find the definitions for 'descended', 'imitate', 'lure' and 'clutches'!

Create your own legendary or mythical monster.

Use the template below to create your Mythical Monster Biography.

DRAWING OF MY MONSTER

NAME:

.....

APPEARANCE:

.....

.....

.....

HOW MY MONSTER IS TERRIFYING:

.....

.....


.....

SPECIAL SKILLS:

.....

.....

.....



J.K. ROWLING

THE ICKABOG

Activity Sheet

ONCE UPON A TIME . . .

Come up with some ideas for a new fairy tale just like *The Ickabog*. First, find three bags, boxes or containers.

In Bag 1, put bits of scrap paper with different objects written on them (e.g. a delicious pastry, a sword, a stolen ring, peppermints, a pair of binoculars, a lock and key).

In Bag 2, put bits of scrap paper with locations written on them (e.g. a forbidden forest, a balcony, a sunlit park, a beach, a cave, a marsh!).

In Bag 3, put bits of scrap paper with characters written on them (e.g. identical twins, a shopkeeper, an old enemy, a magician, a sinister stranger, a King or Queen).

Then, choose a piece of scrap paper from each container (one object, one location and one character). Use the things you've chosen to come up with ideas for your own fairy tale!

MY FAIRYTALE STORY IDEAS

ONCE UPON A TIME . . .

.....

.....

.....

.....

.....

.....

.....

.....

.....

.....

.....

.....

.....

.....

.....

.....

.....

.....

.....