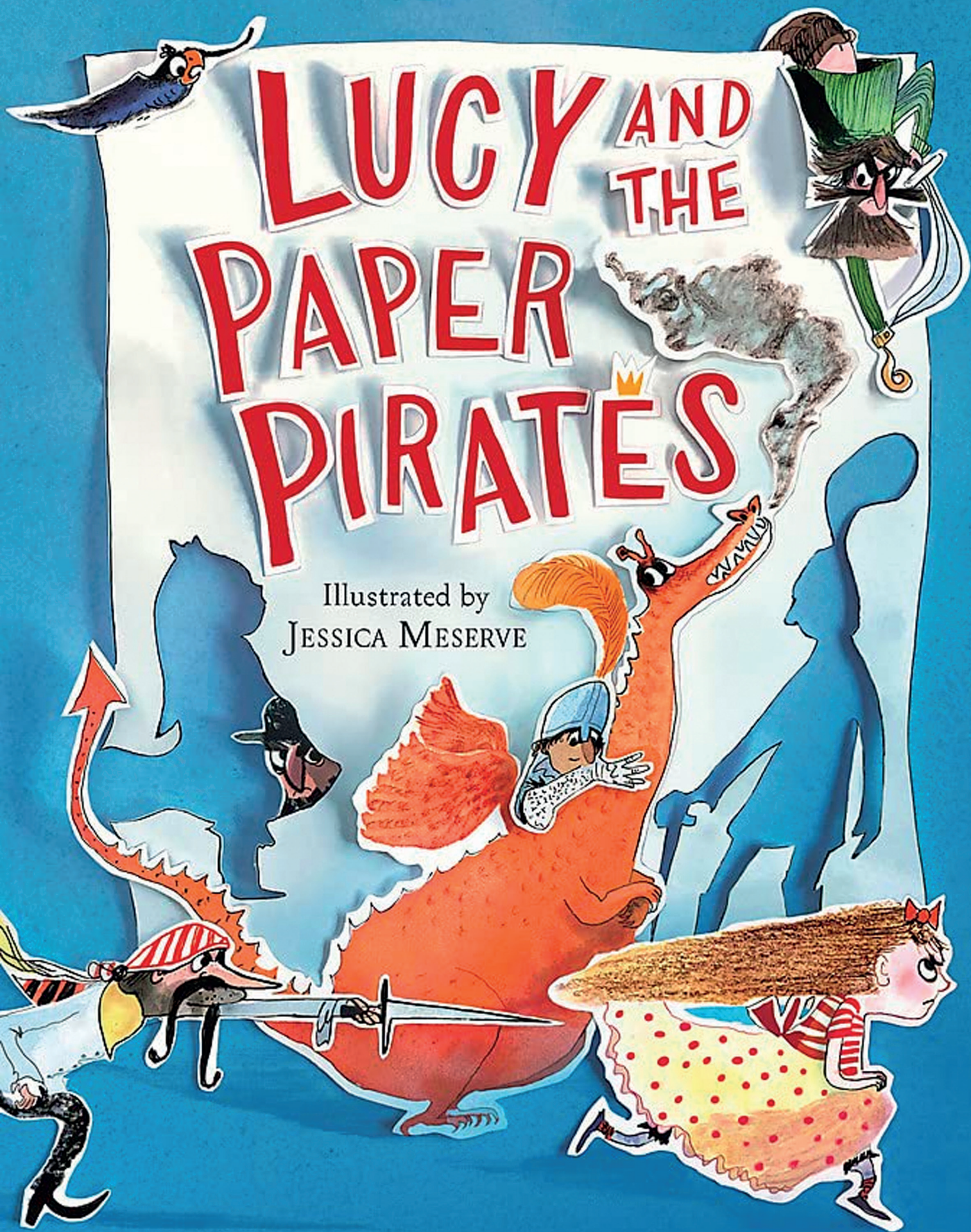


RESOURCE PACK FOR KS1

LUCY AND THE PAPER PIRATES

Illustrated by
JESSICA MESERVE





LUCY AND THE PAPER PIRATES

PAT HUTCHINS
ILLUSTRATED BY JESSICA MESERVE


RESOURCE PACK FOR KS1

Suitable for: Ages 6+

Includes: Visual extracts from the books
corresponding reading questions and activities

Themes: Cut-Out Characters; Telling Stories;
Fairy Tales; Paper Pirates!





ABOUT THE BOOK


Join Lucy and the colourful cast of rowdy, rude and funny 'cut-out' characters in this warm and funny adventure for young readers from the internationally bestselling author Pat Hutchins, illustrated by Jessica Meserve.

What does a princess have in common with a rabble of swashbuckling pirates? Or a knight? Or even a fire-breathing dragon? They've all been cut out from their stories!

And the princess isn't happy about it. Not one little bit.

Now it's up to Lucy to help them resolve their squabbles and untangle the endings to their stories.





How many different characters can you see?

What are the characters doing?

Which character is your favourite?

Challenge 1: Write a question you would like to ask each character on the cover.

Challenge 2: Write a speech bubble for each character. What are they saying or thinking?





LUCY AND THE PAPER PIRATES

1: INSIDE MY BISCUIT BARREL

Lucy had an old biscuit barrel. It was a present from her grandma.

It was made from smooth dark wood, with two narrow black bands, one near the top and one near the bottom. The lid had a shiny brass knob on the top, and inside the barrel was a pair of small silver scissors.


Grandma had told Lucy that the scissors were for sewing, but Lucy never used them for sewing.

Lucy didn't store biscuits in the barrel either: she stored pictures – pictures she had carefully cut out from her favourite comics and magazines with the sewing scissors. She had pictures of a knight, a dragon, a princess and some pirates.



Reading Questions:

1. Who did Lucy get her biscuit barrel from?
2. What has Grandma told Lucy that the scissors are for?
What does Lucy do with them instead?
3. What does Lucy store in the barrel?




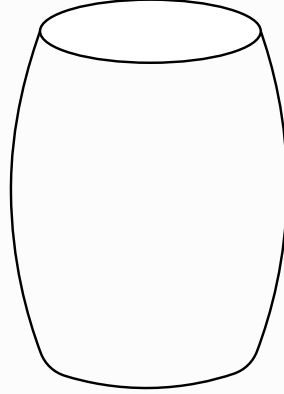









ACTIVITY: MY BISCUIT BARREL

Use the biscuit barrel templates below or, for an extra challenge, draw your own barrels based on the description in Chapter 1!

In each barrel, write down, draw or collect one thing that you would like to include.

Then, collect all your different items (you might want to cut them out from your favourite comics and magazines, just like Lucy), and place them in a real box, bag or biscuit barrel!





LUCY AND THE PAPER PIRATES

3: FAIRY TALES AND PIRATES

"I've found the story," Lucy continued, trying to ignore the parrot, "about the princess, the knight and the dragon."


The pirate, One-Eyed Jake, jumped up. "What about my story?" he demanded, slicing his cutlass through the air above his head. "I want to know when I find the buried treasure? You cut me out before I found it!"

Then the knight jumped up. "We want to hear our story first, the true story... not some silly fairy tale a certain person made up." He jerked his head at the princess.

Reading Questions:

1. Who is Lucy trying to ignore? Why? Do you think she needs to ignore anyone else?
2. What does the pirate 'want to know'?
3. Who does the knight accuse of making up 'a silly fairy tale'? What is a fairy tale?

Vocabulary: define the word 'cutlass'.






LUCY AND THE PAPER PIRATES

ACTIVITY: MY PAPER PIRATE

- What normally happens in fairy tales? Which characters, objects and settings are usually involved?
- What normally happens in pirate stories? Which characters, objects and settings are usually involved?
- Are pirates out of place in fairy tales? Are dragons out of place in pirate stories? Share your ideas.

Create your own paper pirate character using the outline on the next page! Give your paper pirate a name. Then, cut out your paper pirate and bring them to life using your voice, just like Lucy does in the story. Imagine your paper pirate in a completely new story or setting. What would happen?





LUCY AND THE PAPER PIRATES





LUCY AND THE PAPER PIRATES

4: CUT-OUT CHARACTERS

The next night Lucy found the story, but it was a very different story to the one the princess told.


She lifted the biscuit barrel on to her bed and opened the lid. But it wasn't just the princess, the knight and the dragon who spilled out on to her bed: they were followed by a fierce looking pirate with a black eye patch and an angry parrot on his shoulder.

And all of them were – of course – arguing about their stories, as the parrot screeched rather rude things at everyone.

Lucy only just managed to get the lid back on to keep the other pirates who were trying to get out of the barrel from joining in – there were enough of them fighting already

Reading Questions:

1. Who follows the princess, the knight and the dragon out of the barrel?
2. What do you think the pirate and the parrot are like? Why?
3. Everyone is arguing in this chapter. What are they arguing about?

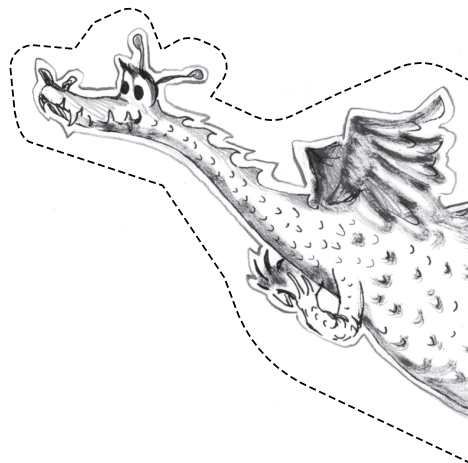
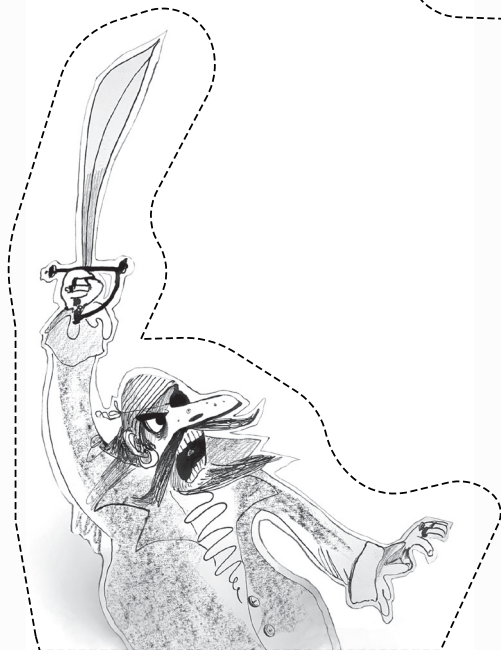
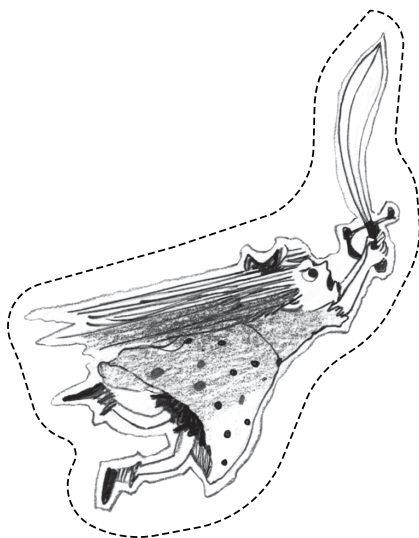




ACTIVITY: CUTTING OUT!

Cut-out the different characters from Lucy's barrel on the sheet below.

If you want, you can come up with your own list of characters for your very own cut-out character sheet, e.g. a king, a soldier, an actor – can you think of any more?





ACTIVITY: STORYBOARDS

Choose one of the characters from your cut-out sheet and use the storyboard to tell *their* story. Where is your story set? Draw or stick something in each of the squares and write a few sentences to show what happens.

