

RHYMING ACTIVITY TRAIL

NATURE TRAIL



CAN YOU FIND THE
WORD THAT RHYMES
WITH...

HEDGEHOG

HOW TO USE YOUR TRAIL:

1. Cut out the circles on each sheet
2. Hide them around a room or outdoor space
3. Encourage everyone to explore the space, finding each of the circles
4. Get them to write down and match up the rhyming words from each circle on the accompanying activity sheet

RHYMING ACTIVITY TRAIL

NATURE TRAIL



CAN YOU FIND THE
WORD THAT RHYMES
WITH...

FROG

HOW TO USE YOUR TRAIL:

1. Cut out the circles on each sheet
2. Hide them around a room or outdoor space
3. Encourage everyone to explore the space, finding each of the circles
4. Get them to write down and match up the rhyming words from each circle on the accompanying activity sheet

RHYMING ACTIVITY TRAIL

NATURE TRAIL



CAN YOU FIND THE
WORD THAT RHYMES
WITH...


BATS

HOW TO USE YOUR TRAIL:

1. Cut out the circles on each sheet
2. Hide them around a room or outdoor space
3. Encourage everyone to explore the space, finding each of the circles
4. Get them to write down and match up the rhyming words from each circle on the accompanying activity sheet

RHYMING ACTIVITY TRAIL

NATURE TRAIL



CAN YOU FIND THE
WORD THAT RHYMES
WITH...

CATS

HOW TO USE YOUR TRAIL:

1. Cut out the circles on each sheet
2. Hide them around a room or outdoor space
3. Encourage everyone to explore the space, finding each of the circles
4. Get them to write down and match up the rhyming words from each circle on the accompanying activity sheet

RHYMING ACTIVITY TRAIL

NATURE TRAIL



CAN YOU FIND THE
WORD THAT RHYMES
WITH...

BEE

HOW TO USE YOUR TRAIL:

1. Cut out the circles on each sheet
2. Hide them around a room or outdoor space
3. Encourage everyone to explore the space, finding each of the circles
4. Get them to write down and match up the rhyming words from each circle on the accompanying activity sheet

RHYMING ACTIVITY TRAIL

NATURE TRAIL



CAN YOU FIND THE
WORD THAT RHYMES
WITH...


TREE

HOW TO USE YOUR TRAIL:

1. Cut out the circles on each sheet
2. Hide them around a room or outdoor space
3. Encourage everyone to explore the space, finding each of the circles
4. Get them to write down and match up the rhyming words from each circle on the accompanying activity sheet

RHYMING ACTIVITY TRAIL

NATURE TRAIL



Illustrations © Nila Aye 2021

CAN YOU FIND THE
WORD THAT RHYMES
WITH...

HOUSE

HOW TO USE YOUR TRAIL:

1. Cut out the circles on each sheet
2. Hide them around a room or outdoor space
3. Encourage everyone to explore the space, finding each of the circles
4. Get them to write down and match up the rhyming words from each circle on the accompanying activity sheet

RHYMING ACTIVITY TRAIL

NATURE TRAIL



CAN YOU FIND THE
WORD THAT RHYMES
WITH...

MOUSE

HOW TO USE YOUR TRAIL:

1. Cut out the circles on each sheet
2. Hide them around a room or outdoor space
3. Encourage everyone to explore the space, finding each of the circles
4. Get them to write down and match up the rhyming words from each circle on the accompanying activity sheet

RHYMING ACTIVITY TRAIL

Tick off the words as you find them hidden around you.

Once you've found them all, match up the rhyming words by drawing a line between them.



HEDGEHOG

CATS

TREE

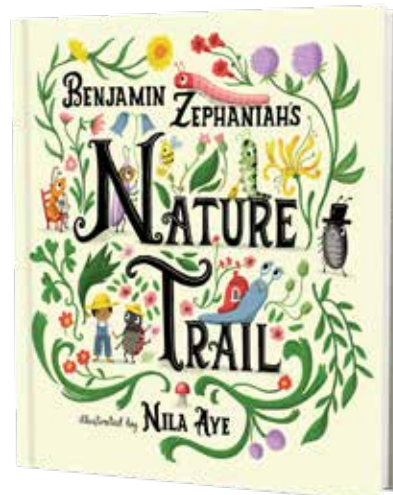
MOUSE

BATS

BEE

HOUSE

FROG



Activity inspired by *Nature Trail*, the joyful picture book by Benjamin Zephaniah and Nila Aye.