

# RABBIT & BEAR

BY JULIAN GOUGH & JIM FIELD

RESOURCE  
PACK FOR KS1  
TEACHERS  
/ AGES 5+



## Activities:

- Introducing the Books
- Introducing the Characters
- Introducing the Setting
- Introducing the Themes

## Subject Checklist:

- Reading
- Creative Writing
- Drama
- Art, Design & Technology
- Geography
- Science
- PSHE

Resources created by





# READ ALL ABOUT RABBIT AND BEAR'S ADVENTURES

Gorgeously illustrated and with a classic feel, this is a brilliantly funny story of a rabbit and a bear who discover that things are always better when they're shared with a friend.

Ideal for newly independent readers aged 5+ moving on from picture books.

*"A perfect animal double-act"*  
*The Times*



## Rabbit's Bad Habits

Rabbit is SO MEAN to Bear; but when Wolf chases Rabbit, only Bear can save him ... Will she come to the rescue? Can they be friends after all?



## A Bite in the Night

A mysterious new animal arrives in the valley ... Rabbit & Bear's favourite trees seem to be flying south for the winter ... and the stream is climbing the hill. WHAT'S GOING ON?




## The Pest in the Nest

When Woodpecker arrives in the Valley, she is VERY NOISY, and Rabbit can't stand it ... Can Bear find a way to calm Rabbit down?



## A Bad King is a Sad Thing

Icebear is big, he's mean and he wants to be king. He wants the animals to build him a Palace and a Royal Toilet. Maybe Wolf can help? If only Rabbit hadn't sent him off to the Dark Woods ...



## Attack of the Snack

Something scary lands in the lake ... Bear thinks it might be a new friend. Rabbit is worried that it is a monster. Soon it will wake up ... Who will be right?

# RABBIT & BEAR





RESOURCE PACK FOR KS1 TEACHERS / AGES 5+



# INTRODUCING THE BOOKS

In pairs, look at the covers of 1–5 in the RABBIT AND BEAR series:

- What do you notice about each of the titles? Which technique do they all have in common?
- Which title is your favourite?
- What characters can you see on the covers? What are they doing?
- Who do you think the main characters might be? What might they be like?
- What do you think the relationship between Rabbit and Bear might be?





## ● **ACTIVITY 1: Looking for Clues!**

Look at the covers again and note down any small details or clues that you can find about the stories. See who can find the most clues in your class!

## ● **ACTIVITY 2: Asking Questions**

In groups, choose one cover and come up with as many questions as you can based on what you can see on the book covers. What would you like to find out about these stories? What would you ask the author and illustrator, Julian Gough and Jim Field?

## ● **ACTIVITY 3: Designing a New Cover!**

Create a new title and cover for the next book in the Rabbit and Bear series, entitled *This Lake is Fake!* What exciting new adventure do you think Rabbit and Bear will go on?

## ● **ACTIVITY 4: Rhyme Generator**

Find the pairs of rhymes in the titles by matching the words below – then come up with your own rhyme for a new book in the Rabbit and Bear series!

**RABBIT'S** ●

**PEST** ●

**ATTACK** ●

**BITE** ●

**KING** ●

**LAKE** ●

● **SNACK**

● **FAKE**

● **HABITS**

● **THING**

● **NIGHT**

● **NEST**

**RABBIT & BEAR**

RESOURCE PACK FOR KS1 TEACHERS / AGES 5+





# Introducing **RABBIT & BEAR**

## Rabbit likes:

- Peace and quiet
- **SHOUTING** AT THE WORLD
- Being calm
- Throwing things at the sky because he is angry with a cloud
- It is very hard to do all these things at once  
**DO NOT TRY TO**

## Rabbit doesn't like:


- His own thoughts when they get  
**TOO NOISY**
- Wolf
- Being eaten

## Bear likes:

- Rabbit  
(even though Rabbit does some VERY annoying things).
- Wolf
- Blueberries

## Bear doesn't like:

- Her best friends trying to eat each other



**RABBIT & BEAR**

RESOURCE PACK FOR KS1 TEACHERS / AGES 5+



# RABBIT AND BEAR CHARACTER STUDY

Based on an extract taken from pages 6–7 of *A Bad King is a Sad Thing*, however these can be adapted for other characters from each of the books in the series.



Bear frowned at Wolf. "But you always argue with me about the rules—"

"No I don't!" cried Wolf.

"—and you make sneaky, illegal moves—"

"Never!" cried Wolf, and ran out of the cave carrying Rabbit.

"—and!" said Bear, grabbing Wolf by the ear, "you eat my friends when I'm not looking."

"Ouch ... NO! Well, yes," said Wolf, as Rabbit wriggled free. "But I would probably only eat a couple of your *smallest* friends. You have so many, you won't even miss them."

"I will miss me!" said Rabbit, and hid behind Bear.

7

## Discussion Questions:

- What do the words 'sneaky' and 'illegal' mean?
- What can you tell about Rabbit and Bear's relationship?
- What does Bear accuse Wolf of doing?

## Illustration Detective:

- What can you tell about how each character feels here?
- Which character is most in control? How can you tell?
- Which character is most angry? How can you tell?

# RABBIT & BEAR

RESOURCE PACK FOR KS1 TEACHERS / AGES 5+





# RABBIT AND BEAR CHARACTER STUDY

Based on an extract taken from pages 6–7 of *A Bad King is a Sad Thing*, however these can be adapted for other characters from each of the books in the series.

## ● ACTIVITY 1:

Choose one of the characters in the illustration and decide how you think that character will act and speak to others. What kind of body language will they have? What sort of facial expressions and mannerisms? Are they bossy or do they follow the leader? Are they loud or quiet? As a class, carry out interviews with the different characters!

## ● ACTIVITY 2:

In groups of three, re-enact this scene from the story – one person in the class should be Rabbit, one should be Bear, and one should be Wolf. How does everyone feel during this activity? Write down a list of emotions and share them as a class.

## ● WORD BANK ACTIVITY

Use the Word Bank below to describe Rabbit, Bear and Wolf in the opening pages of the story. Can you add any words of your own to describe the characters?

### WORD BANK

PROTECTIVE

CHEEKY

HUNGRY

OVERWHELMED

ANNOYED

NERVOUS

SCARED

CALM

FRIENDLY

WORRIED

CARING

PANICKY

KIND

DARING

IRRITATED

COMPOSED

FUNNY

BRAVE

DISPLEASED

SNEAKY



## RABBIT & BEAR

RESOURCE PACK FOR KS1 TEACHERS / AGES 5+



# RABBIT & BEAR

## CREATE YOUR OWN WOODLAND CHARACTER

Draw your own animal character in the space below  
that you think would fit in the woodlands with Rabbit and Bear

### DONT FORGET TO THINK ABOUT:

What would its name be?  
What personality would it have?

How can you show its personality  
through illustrating its physical features  
and facial expressions?


# RABBIT & BEAR

Activity based on the Rabbit and Bear  
Series by Julian Gough and Jim Field





# INTRODUCING THE SETTING



## Discussion Questions:

- What sort of habitat do Rabbit and Bear live in?
- Is it a hot or a cold place? How do you know?
- Where do you think the dangerous places might be? Why?
- How far do you think Bear lives from Rabbit?

Look again at the map. What are the features of a good map?

Can you identify the following things?

- Water
- A Lake
- Trees
- An Island
- Mountains





# RABBIT & BEAR

## ANIMAL FACT SHEET

Choose your favourite animal from the Rabbit and Bear series  
– it could be Owl, Mole, Vole, Rabbit, Bear, Wolf, or even the  
Icebear – and create a Fact Sheet for your chosen animal

My chosen animal is

It is my favourite because

They live in

They like to eat

They would need

to survive in the woodland

Any other facts about my animal:

A drawing of my chosen animal:

# RABBIT & BEAR


Activity based on the Rabbit and Bear  
series by Julian Gough and Jim Field





# RABBIT AND BEAR KEY THEMES

Based on an extract taken from pages 68–69 of *A Bad King is a Sad Thing*, however these can be adapted for other characters from each of the books in the series.



"Oh!" said Vole. "Now I get it! Bravery doesn't mean feeling no fear! It means feeling fear and *doing it anyway* ..."

"Yyyyyeeesss," said Wolf, "but—"

Vole charged towards the cliff's edge, shouting, "I'm not scared of you, scary cliff!"

"STOP!!!" Rabbit grabbed her tail, and dragged her back from the edge.

"As I was saying," said Wolf, "sometimes fear is right, and you must *listen*, and take a step *backwards*."

"Oh, that's complicated," sighed Vole.

"Growing up is hard."

"Yes," said Wolf. "It is. OK, let's go."



## Discussion Questions:

- What does BRAVERY mean?
- How is Rabbit a good FRIEND to Vole here?
- Do you agree with Wolf that FEAR is 'sometimes right'?
- Why do you think GROWING UP is hard?



## RABBIT & BEAR

RESOURCE PACK FOR KS1 TEACHERS / AGES 5+



# RABBIT AND BEAR KEY THEMES

A theme is an underlying message or a big idea in a story. This message could tell more about human nature or life in general. Many stories have more than one theme.

BRAVERY

GROWING  
UP

FRIENDSHIP

FEAR

## ● ACTIVITY 1:

Four important themes in the Rabbit and Bear series are listed in the word stars. Can you write down or draw what these words mean?

## ● ACTIVITY 2:

Choose one of the words from the word stars and create an Acrostic Poem for it to show what it means to you – an Acrostic Poem is a poem in which certain letters of each line spell out a word, name, or phrase when read vertically.

## ● ACTIVITY 3:

As you read the Rabbit and Bear series, see if you can find examples of these four important themes! Can you think of any other themes that are explored in the stories?

**RABBIT & BEAR**

RESOURCE PACK FOR KS1 TEACHERS / AGES 5+

