


# Colour in the Christmas Pig

Christmas Eve is a night for miracles and lost causes and Jack's newest toy – the Christmas Pig – has a daring plan to rescue DP!


**Colour in your very own Christmas Pig!**



# Draw your Favourite Toy

'Whatever happened to Jack, DP was there, understanding and forgiving, and carrying with him that comforting smell of home, which always came back, no matter how often Mum washed it off.' P.18

DP is Jack's best friend. Do you have a treasured toy or item that is one of your best friends? Draw them below!



# The Land of the Lost Word Search

'The Land of the Lost is where Things go when you lose them.  
It's a strange and terrible place, governed by its own peculiar laws.' P.60

Help Jack and the Christmas Pig to find the items below -  
words might be forwards or backwards, up or down.


B	W	C	H	O	P	S	T	I	C	K	S
S	R	Z	X	J	R	L	P	N	A	R	I
P	U	A	B	P	I	G	Q	U	G	F	C
E	A	D	A	R	N	M	Y	J	L	S	X
C	I	S	P	A	C	N	C	M	O	K	O
T	U	A	C	G	E	E	I	O	V	U	B
A	H	N	A	I	S	L	G	N	E	F	H
C	X	U	I	A	S	A	H	S	S	I	C
L	S	A	K	C	A	S	V	T	X	W	N
E	K	J	L	A	O	A	O	E	Z	A	U
S	B	U	N	N	Y	R	A	R	P	M	L
L	O	X	A	G	C	W	N	Y	S	B	D

Princess Monster Lunchbox Bunny Unicorn  
Chopsticks Scissors Spectacles Gloves Pig



# Discover Dur Pig in this Dot-to-Dot

Use the numbers to connect the dots and discover Dur Pig!



# Colour in Dur Pig


Jack loves his toy, Dur Pig. DP has always been there for him, through good and bad.  
Until one Christmas Eve, something terrible happens – DP is lost.

**Colour in your very own Dur Pig!**



# The Land of the Lost Maze

Quick! Help Jack and the Christmas Pig escape the Land of the Lost!  
Draw an escape route from the top of the maze to the exit.



WELL DONE,  
YOU MADE IT!



# Make your own Toilet Roll Angel

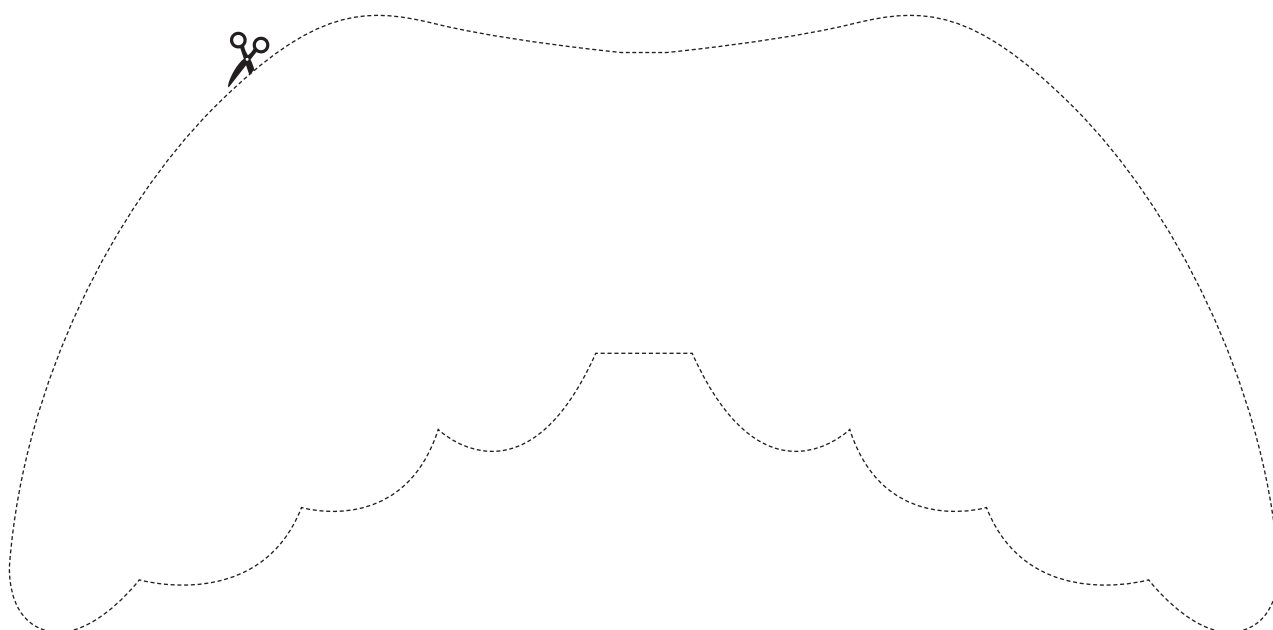
'When Mum took out the box of Christmas decorations that year, she showed Brendan the angel that had always sat on top of their family tree. Jack had made it when he was in nursery school. The angel's body was a toilet roll, its wings were made of card with glitter glued on, and it had a beard of brown wool.' P.38

## YOU WILL NEED:

- One toilet roll
- Biodegradable glitter (any colour)
- Glue
- Scissors
- Woollen yarn or cotton wool
- Coloured pens
- Paint and brushes
- Extra: One sheet of card (any colour)



1. Ask an adult to help you cut out the angel wing stencil below. You can use these as your wings or, if you have a sheet of card, draw around the stencil and cut the wings out of the card instead.
2. Leaving a strip down the middle clear, put glue on your angel wings (in any pattern you like!) and add your glitter! Leave this to the side to dry.
3. It's time to decorate your toilet roll as your angel's body! Use your paint and colouring pens to design your angel. Make sure to draw on a face. Set aside to dry.
4. Once your paint has dried, use your glue to stick your wool to the angel's head as hair and a beard. Add any extra decorations you would like to.
5. Put glue on the strip of wings you left without glitter and stick them to the back of your toilet roll. You may need to lie the angel down while the glue dries.
6. Once the glue has dried put on top of your Christmas tree!



# What do you Hope for this Christmas?

'You know what night it is, don't you?'

'Christmas Eve,' said Jack.

'Exactly,' said the Christmas Pig. 'And that means there's a chance – just for one night – we couldn't do it at any other time – that we can get your Pig back.'

**Christmas is a magical time for coming together with family and friends.**

**Can you write a list of what you hope for and why it will make this Christmas special? It can be people you're excited to see, what you're most looking forward to, or even presents you are giving or hoping to receive!**

This Christmas, I am hoping...



1.

2.

3.

4.

\_\_\_\_\_





# Bring Your Toy to School Day

## Instruction Sheet

To celebrate the publication of *The Christmas Pig* by J.K. Rowling, we invite you to run a Bring Your Toy to School Day on the 13th October 2021. This day could include show and tell and drawing activities. We have created an exciting pack to help you celebrate!

### In this pack, you will find:

- 2 x A3 posters for schools to advertise “Bring your toy to school day”
  - 30 x *The Christmas Pig* bookmarks

### Ideas to help you celebrate:

- Download *The Christmas Pig* activity sheets for your class! These include a colour-in Christmas Pig activity sheet and a Draw your Favourite Toy (or item) activity sheet. Activity sheets are available to download at [www.hachetteschools.co.uk](http://www.hachetteschools.co.uk)
- Tune in to a very special video from J.K. Rowling to hear her talk about her favourite childhood toy! The video will be available from 9:30am on the 13<sup>th</sup> October at [www.christmaspig.com](http://www.christmaspig.com)
- Share your celebrations on social media using **#TheChritmasPig** and **#BringYourToytoSchoolDay!**

We recognise that some students may not have a toy readily available to bring to school on this day. We encourage schools to be mindful of this, and broaden your call to action as you see fit. For example, this could include inviting students to bring in any keepsake or special item that is important to them.

