


INTRODUCING COSMO...


LET'S DRAW HIM...

# THE COSMIC SURFER

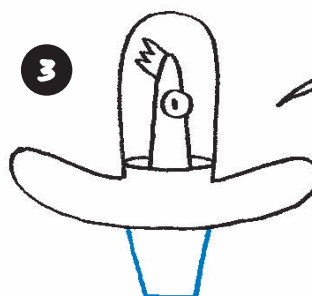
I TRAVEL ON  
MY COMET SURFBOARD.  
I KNOW THE GALAXIES  
LIKE THE BACK OF MY  
POINTY HEAD.



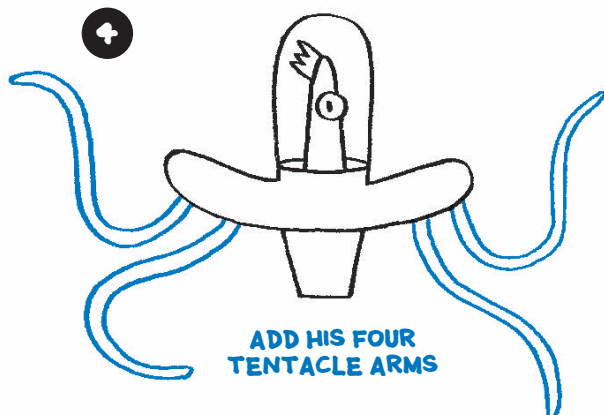
1  
START WITH A SHAPE  
LIKE A COWBOY HAT



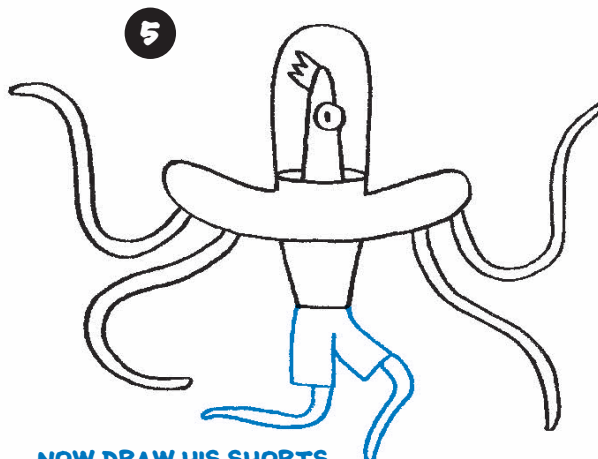
2  
NOW ADD COSMO'S  
POINTY HEAD,  
GOOGLY EYE AND  
HAIR




3  
DRAW HIS  
UPPER BODY




4  
ADD HIS FOUR  
TENTACLE ARMS



5  
NOW DRAW HIS SHORTS  
AND BENDY LEGS



6  
ADD COSMO'S FIERY  
COMET SURFBOARD, BACKPACK  
AND HELMET DETAILS




7  
GREETINGS  
EARTH  
DUDES!

FINALLY, DRAW SOME  
DIMPLES ON HIS BODY  
AND COLOUR HIM IN

LET'S DRAW AN


# ASTRONAUT

1



START WITH  
A CIRCLE FOR  
THE HELMET

2




ADD THE  
UPPER BODY

3




NOW DRAW  
SOME ARMS

4



FOLLOWED BY  
A PAIR OF LEGS

5



DRAW THE  
ASTRONAUT'S  
HEAD

6



ADD THE CONTROL  
PANEL, OXYGEN  
PIPES AND STRAPS

7

FINALLY, DRAW  
A BACKPACK  
AND ALL THE  
DETAILS

HELMET CAMERAS

POCKET FOR  
SUNGLASSES

SPACE  
WATCH

LEG POCKET  
FOR SPACE  
TORCH


LIFE SUPPORT  
BACKPACK

FLAG PATCH

ARM POCKETS

LEG POCKET  
FOR SANDWICHES







SPACE  
BOOTS



AN

# ALIEN SPACECRAFT

LANDED IN MY STREET TODAY!



HELP THE ALIEN FIND YOUR LOCAL ICE CREAM SELLER

DRAW A MAP

OF YOUR NEIGHBOURHOOD  
SHOWING WHERE YOU LIVE.  
CAN YOU SHOW THE WAY  
TO A LOCAL SHOP THAT  
SELLS ICE CREAM? OR EVEN  
BETTER, AN ICE CREAM  
PARLOUR!

ADD FEATURES LIKE A  
PARK, A LIBRARY AND YOUR  
SCHOOL.



KEY



LIBRARY



ALIEN



ROUTE



HOME



BUS  
STOP



PARK



ICE  
CREAM

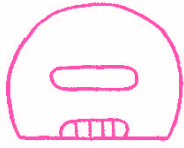


BUT WHAT IS A

# THARCOZIAN?


LET'S DRAW ONE...

1



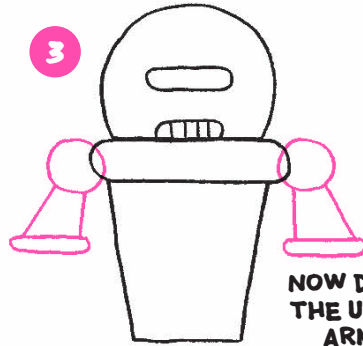
START WITH THE  
HELMET

2



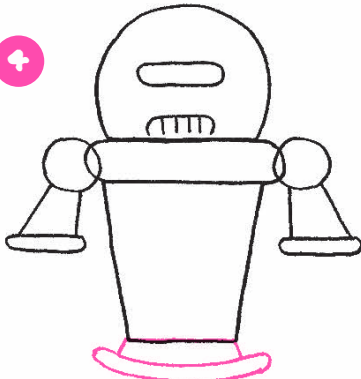
ADD A  
BODY LIKE  
THIS

3




NOW DRAW  
THE UPPER  
ARMS

4



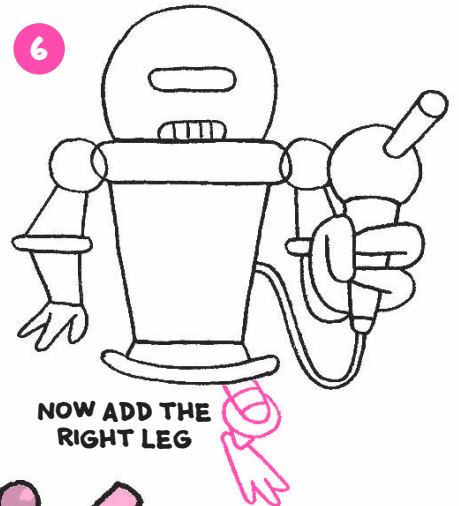
ADD A SKIRT  
TO THE BODY

5




DRAW THE LOWER  
ARMS AND RAY GUN

6



NOW ADD THE  
RIGHT LEG


7



AND THE LEFT LEG

8

FINALLY DRAW  
THE HELMET AND  
SPACESUIT DETAILS



ANTENNA

SENSORS

THE RAY GUN  
LOOKS LIKE  
AN ICE CREAM WITH  
A CHOCOLATE  
FLAKE.

HAVE A GO AT DRAWING A  
THARGOZIAN ALIEN HERE...

Activity sheets from *The Cosmic Book  
of Space, Aliens and Beyond* by Jason Ford

