

Teacher Resources for
The Book of Bok
By Neil Armstrong and Grahame Baker Smith
Suitable for children aged 7+

The Reflection Questions and Activities included here have been created to encourage further exploration of the new non-fiction picture book, *The Book of Bok*, written by Neil Armstrong and illustrated by Grahame Baker Smith.


Explore Themes of:

- *Earth and Space*
- *Space Travel*
- *The Moon*
- *Exploration*
- *Neil Armstrong*
- *Inspiration*

Subject Checklist:

- *Literacy*
- *Science*
- *Geography*
- *History*
- *Global Citizenship*

School resources based on *The Book of Bok*, by Neil Armstrong and Grahame Baker Smith, an informative picture book inspired by Neil Armstrong's moon landing adventure



Teacher Resources for
The Book of Bok
By Neil Armstrong and Grahame Baker Smith
Suitable for children aged 7+

ABOUT THE BOOK

First man on the Moon Neil Armstrong reveals the adventure of the first Moon landing, and how the Earth and the Moon came to be, in this unique non-fiction picture book.


A young boy sits up in bed and gazes at the distant Moon through his window. He wonders if, one day, a human will stand on its surface and look back at the Earth. But Earth is already being studied from the Moon. An all-seeing Moon rock of almost impossible age, called Bok, has been looking down at our blue and green planet for millennia.

Geologists – people who study rocks – have a saying: 'Rocks remember'. During his time, Bok has witnessed some truly wondrous things. Created in the Earth-shattering collision 4.5 billion years ago that led to the formation of the Moon, he has seen stars burst into being and meteors streak through the solar system. He has seen his own Moon surface be transformed with craters, and he has watched a fiery, volcanic planet transform into the haven we know today - as mountain ranges rose up, oceans appeared, and dinosaurs roamed the Earth.

And he found himself rudely awoken one early lunar morning by a strange creature picking him up and throwing him into a box.

That is how Bok and Neil Armstrong first met, and this is their (true) story.

School resources based on *The Book of Bok*, by Neil Armstrong and Grahame Baker Smith, an informative picture book inspired by Neil Armstrong's moon landing adventure



Teacher Resources for
The Book of Bok
By Neil Armstrong and Grahame Baker Smith
Suitable for children aged 7+

BEFORE YOU BEGIN... INTRODUCTORY WORD CLOUDS

*When I was a boy, I dreamed I was
high above the Earth with
only clouds for company.*

To get in the right frame of mind for the ideas and themes explored in this book, discuss the following words and draw your associations or write down any definitions / related ideas that come into your head. What connections can you make?

Use Activity Sheet 1 for this task

1: THE MOON AND THE EARTH


The Book of Bok is *about the special relationship between the Moon and the Earth.*

- What happened to Earth four-and-a-half billion years ago?
- How was the Moon formed?
- What did the Romans and the Greeks call the Moon?

ACTIVITY 1:

Use *The Book of Bok* to find as many facts about either the Moon or the Earth (or both!) as you can. Use Activity Sheet 2 to help you organise your facts.

School resources based on *The Book of Bok*, by Neil Armstrong and Grahame Baker Smith, an informative picture book inspired by Neil Armstrong's moon landing adventure



Teacher Resources for
The Book of Bok
By Neil Armstrong and Grahame Baker Smith
Suitable for children aged 7+


ACTIVITY 2:

Use the information you have gathered to create a Non-chronological Report for the Moon or the Earth. Use the success criteria below and Activity Sheet 3 to help you plan and write your Report.

Non-chronological Report: Success Criteria

- An eye-catching heading in a large font
- An introductory paragraph
- Text split up into paragraphs and each paragraph on a different aspect of the subject
- Sub-headings for each paragraph
- Usually written in present tense
- Pictures of the subject
- Captions under each picture to explain what is in the picture
- Diagrams with labels
- Lists of facts in bullet points
- Graphs or charts showing information about the subject
- Boxes containing interesting individual facts to grab the attention of the reader
- Technical vocabulary in bold, possibly with a glossary at the end

School resources based on *The Book of Bok*, by Neil Armstrong and Grahame Baker Smith, an informative picture book inspired by Neil Armstrong's moon landing adventure



Teacher Resources for
The Book of Bok
By Neil Armstrong and Grahame Baker Smith
Suitable for children aged 7+

2: ROCKS REMEMBER

- What do Geologists do? Why do you think they say that ‘Rocks remember’?
- Over how many years would Bok ‘see and remember many things’?
- What ‘burned for millions of years and disappeared’?


ACTIVITY 1:

A Rock’s Memory: what is included in Bok’s memory? What has Bok seen over four billion years? Create a flashcard for each of Bok’s memories below, then arrange them into the correct chronology. Which parts of human history did Bok miss?

- Dinosaurs roaming the earth
- The first humans
- The Earth rising and setting
- The ice ages
- Plants appearing on land
- Amphibians learning to live above water
- Continents rising above and slipping below the waves
- Newly formed oceans
- The rise of mammals
- Volcanoes turning the Earth’s atmosphere to smoke

ACTIVITY 2:

Use Activity Sheet 4 to create a timeline of events on Earth using Bok’s memories



Teacher Resources for
The Book of Bok
By Neil Armstrong and Grahame Baker Smith
Suitable for children aged 7+

3: A ROCKET DESTINED FOR THE MOON

- What gives Bok a 'rude awakening' from his nap?
- What or who is the 'peculiar creature' lifting Bok with 'an unusual metal device'?
- Why do you think Bok was taken back to Earth? For what reasons?

ACTIVITY 1:

Imagine what it was like for Neil Armstrong to first set foot on the Moon and to discover Bok. What do you think he was feeling and thinking? Write a diary entry in role as Neil Armstrong, documenting his first moments on the Moon.


ACTIVITY 2:

Use the information in *The Book of Bok* to create a biography of its author, Neil Armstrong. What were Armstrong's dreams and achievements? What is the significance of his relationship with Bok, and what is its lasting impact?

You could have sections with the below titles to help you organise your biography, and why not include an image of Neil Armstrong?

- Relationship with Bok
- Facts: Early Life
 - Think about Neil Armstrong's: hometown, culture, dreams, family, education
- Facts: Later Life
 - Think about Neil Armstrong's: ambitions, skills, talents, achievements, identity
- Neil Armstrong's impact on the world

School resources based on *The Book of Bok*, by Neil Armstrong and Grahame Baker Smith, an informative picture book inspired by Neil Armstrong's moon landing adventure



Activity Sheet 1 for *The Book of Bok*

By Neil Armstrong and Grahame Baker Smith
Suitable for children aged 7+

WORD CLOUDS

MOON

DREAMS

EARTH

INSPIRATION

TRAVEL

SPACE

EXPLORATION


GEOLOGY

DISCOVERY

SOLAR SYSTEM

HISTORY

School resources based on *The Book of Bok*, by Neil Armstrong and Grahame Baker Smith, an informative picture book inspired by Neil Armstrong's moon landing adventure




Activity Sheet 2 for
The Book of Bok

By Neil Armstrong and Grahame Baker Smith
Suitable for children aged 7+

EARTH/MOON FACT SHEET

CATEGORY	FACTS FROM THE BOOK
AGE	
FORMATION	
DISTANCE FROM EARTH/MOON	
TIMELINE/IMPORTANT EVENTS	
CONDITIONS/CHANGES	
HUMANS	

School resources based on *The Book of Bok*, by Neil Armstrong and Grahame Baker Smith, an informative picture book inspired by Neil Armstrong's moon landing adventure



**Activity Sheet 3 for
*The Book of Bok***

**By Neil Armstrong and Grahaeme Baker Smith
Suitable for children aged 7+**

NON-CHRONOLOGICAL REPORT TEMPLATE

Copy the template below to make your own report

TITLE:

INTRODUCTION:

IMAGE:

TEXT:


FACT:

TEXT:

IMAGE:

IMAGE:

TEXT:



Activity Sheet 4 for
The Book of Bok

By Neil Armstrong and Grahame Baker Smith
Suitable for children aged 7+

A TIMELINE OF EVENTS ON EARTH

A vertical timeline structure consisting of a central vertical line with ten horizontal bars extending to the left and right. Each horizontal bar is a rounded rectangle, intended for writing events. The bars are arranged in a staggered fashion, alternating between the left and right sides of the central line.

School resources based on *The Book of Bok*, by Neil Armstrong and Grahame Baker Smith, an informative picture book inspired by Neil Armstrong's moon landing adventure

