

MEET
MR. PENGUIN

ADVENTURER AND PENGUIN



FROM
THE CREATOR OF

CLAUDE

**NOW A
TV STAR**



ACTIVITY PACK



Daily News



MR. PENGUIN
ACTIVITY PACK

Imagine you are interviewing Mr Penguin after one of his epic adventures.
Write a news article about the adventure Mr Penguin has been on for the local newspaper.
Don't forget to add your headline and draw an image in the box to illustrate your article.

Article by _____



**ACTIVITIES BASED ON THE MR PENGUIN SERIES
BY ALEX T. SMITH.**

ILLUSTRATIONS © ALEX T SMITH, 2019



DESIGN YOUR OWN POSTCARD

Imagine you are on an adventure with Mr Penguin. Design the front of a postcard to show off the best bits of your adventure.



MR. PENGUIN
ACTIVITY PACK

You might like to write a message on the back as if you were sending the postcard to a friend. What would you tell them about your adventure?



**ACTIVITIES BASED ON THE MR PENGUIN SERIES
BY ALEX T. SMITH.**

MAKE YOUR OWN MR PENGUIN HANGING MOBILE



MR. PENGUIN
ACTIVITY PACK

All you need:



- Scissors (don't forget to ask an adult for help first)
- String – seven pieces
- Thick card (optional)
- Glue (optional)
- Holepunch (optional)
- A fish finger sandwich

Instructions:

1. Cut out each piece of the mobile following the pink lines. You should have five pieces in total. You might want to glue the pieces on to the thick card and then cut them out to make them sturdier.
2. Carefully create holes in each piece where the pink dots are. You may want to do this with a holepunch to make it easier.
3. Tie a piece of string on to each of the five bottom holes on the top piece of your mobile. How low you want your mobile to hang will determine how long your string should be.
4. Attach each of the remaining pieces of your mobile to the strings. You will need to use two to hold up the aeroplane.
5. Tie pieces of string to the top holes on the top piece and your mobile is ready to be hung up.
6. Now sit back and relax with your fish finger sandwich!



Why not ask an adult to take a photo of your mobile and share it on social media?
Don't forget to tag #MrPenguin @HachetteKids @Alex_T_Smith



**ACTIVITIES BASED ON THE MR PENGUIN SERIES
BY ALEX T. SMITH.**

ILLUSTRATIONS © ALEX T SMITH, 2019


Don't forget to print
me out as single pages!




TOP PIECE

MR. PENGUIN

ADVENTURER AND PENGUIN





RUN YOUR OWN MR PENGUIN PARTY!



MR. PENGUIN
ACTIVITY PACK

We've come up with some games to make your Mr Penguin party extra special!

FLAP THE FISH

YOU WILL NEED: Some large fish cut out from newspaper and the same number of newspapers rolled up.

HOW TO PLAY: Place all the fish at the starting line. Now use the rolled-up newspaper to flap your fish along the floor by wafting the fish behind it. The first fish over the finish line wins.

SUGGESTION: A smooth, harder surface works better than carpet.


MR PENGUIN SAYS

HOW TO PLAY: A variation on the 'Simon Says' game. The supervisor stands in front of the group of children and gives them an instruction as Mr Penguin. The children must do as they are told, but only if Mr Penguin says "Mr Penguin says..." first. If Mr Penguin doesn't say "Mr Penguin says" before the instruction, the children must not do anything at all. Anyone who does what they are told without the words "Mr Penguin says" is out. The last child left is the winner.

SUGGESTIONS: Jump, sit down, clap your hands, touch your toes/knees/nose, twirl around, swap places with the person next to you.

MUSICAL ICE BLOCKS

HOW TO PLAY: A variation on musical chairs, but swap chairs for cushions on the floor to represent ice blocks. Arrange the cushions either in a circle or scattered on the floor. You will need on fewer cushion than players. Play some music and have the children dance around the cushions. Once the music stops the children must sit on a cushion. Only one child per cushion and whoever is left standing is out. Remove another cushion each round until you only have one cushion left. The child on the last cushion when the music stops wins.



**ACTIVITIES BASED ON THE MR PENGUIN SERIES
BY ALEX T. SMITH.**

ILLUSTRATIONS © ALEX T. SMITH, 2019