


## The Big Topic: Space



### *Dogs in Space*

Science, survival and dogs in spacesuits - the incredible true story of Belka and Strelka, the Soviet space dogs.

This quirky and delightful picture book tells the incredible true story of these heroic strays. Selected from a number of potential canine cosmonauts, Belka and Strelka are put through their paces on the ground, as they practice rocket simulations and wearing spacesuits, before being launched into outer space as the first ever living creatures to successfully orbit the Earth.

9781526360700 £6.99

### Cross-Curricular Lesson Ideas

This is a fantastic book to share in a KS1 classroom to get your pupils excited about space travel. These resources are written with the KS1 National Curriculum in mind.


Writing

Maths

History

Art and Design Technology

Resources created by:



# The Big Topic: Space

## Writing Activities

### Job Adverts for Space Dogs

- Read the first 4 pages of the book together, where Oleg selects Belka and Strelka. Discuss what made those two dogs stand out and collect the adjectives used to describe them (such as brave and obedient).
- Introduce some synonyms for these words to help develop children's vocabulary

<b><u>brave:</u></b> courageous valiant daring	<b><u>clever:</u></b> astute shrewd intelligent	<b><u>calm:</u></b> composed unruffled collected	<b><u>obedient:</u></b> compliant biddable dutiful
---	--	---	---

- Try out pairing up the adjectives with coordinating conjunctions **and**, **or** and **but**.
- Model using the adjectives in a question.
- **Are you ..... enough?**
- **Do you know a dog that is ..... ?**
- **Would you like to .... ?**
- Look at the next pages about the health check. Can you add further information to the job advert from this section? Model effective sentence starters:

***The right dog will have .....***

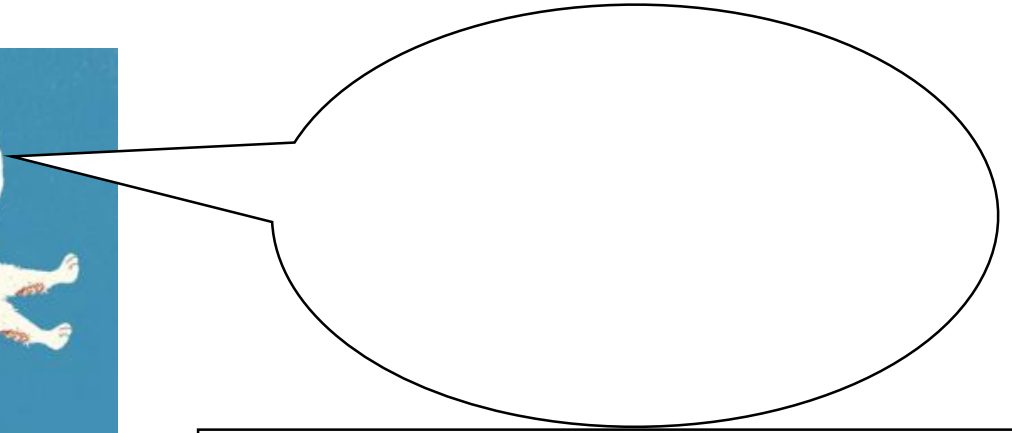

***Make sure you can.....***

***Make sure you are not too ... and not too .... but just right.***

- Now, use these features to create a great job advert for space dogs. Pupils can write their best draft on the next page. Use the speech bubbles for the rhetorical questions and caption boxes to provide contact details date deadlines.



# Launch into Space!



---

---

---

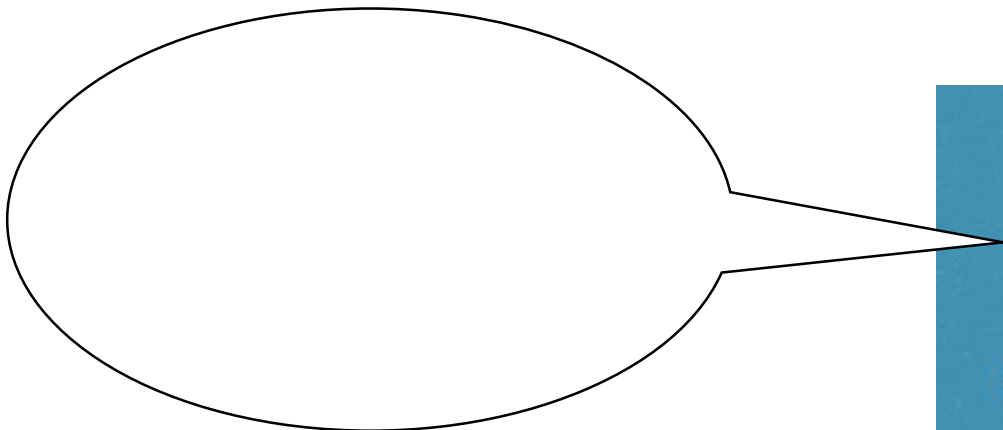
---

---

---

---




---






# The Big Topic: Space

## Space Dog Diary

- Read all about the training Belka and Strelka did as they prepared for their mission.
- You could do some space training in your PE sessions to get in the mood! Maybe set up or get your children to design their own training stations.
- Allow pupils to get in role and act out the exercises. 'Press the pause button' on their acting and freeze the frame. Encourage them to share how they feel at that moment.

 <u>What are you thinking?</u>  	 <u>What are you saying?</u>  	 <u>How are you feeling?</u>  
--	--	--

- Use the sentence starters to develop these ideas (note some need to be past tense for the diary):

 <i>I wondered....</i> <i>I could not wait for ....</i> <i>I hoped .....</i>	 <i>I panted, "This is ....."</i> <i>I barked, "What a ..... time this is!"</i>	 <i>I was so .....</i> <i>My heart was full of .....</i>
--	--	---

- Jump into to the role of Belka or Strelka and model the diary entry, chunking into sections/paragraphs for each exercise, following a similar pattern. You could use this tick list in the margin to focus pupils' sentences.

What you did.	<input type="checkbox"/>
	<input type="checkbox"/>
	<input type="checkbox"/>
	<input type="checkbox"/>



- Pupils can write their best draft on the next page.

### Further writing ideas:

- Newspaper reports
- Newflash videos (scripts)





# The Big Topic: Space

## Maths Activities

### Measure Up

- Read the section about the health checks Belka and Strelka experienced. Find out the exact measurements required on the Space race page near the back of the book.
- Pupils can make paper strips or string lengths of 35.5cm. Use these to compare items in the classroom. Sort into those that would fit in the spacecraft and those that wouldn't.

Less than 35.5cm	More than 35.5cm

- Challenge children to see if their pets at home would fit in the spacecraft.
- If pets aren't too wriggly, families could measure the height of their pets. Collect this data as a class and put on a bar chart.
- In the classroom, collect some soft toy dogs or print out some true-to-scale dog pictures/posters. Allow pupils to decide if they can go in the spacecraft or not by measuring them.



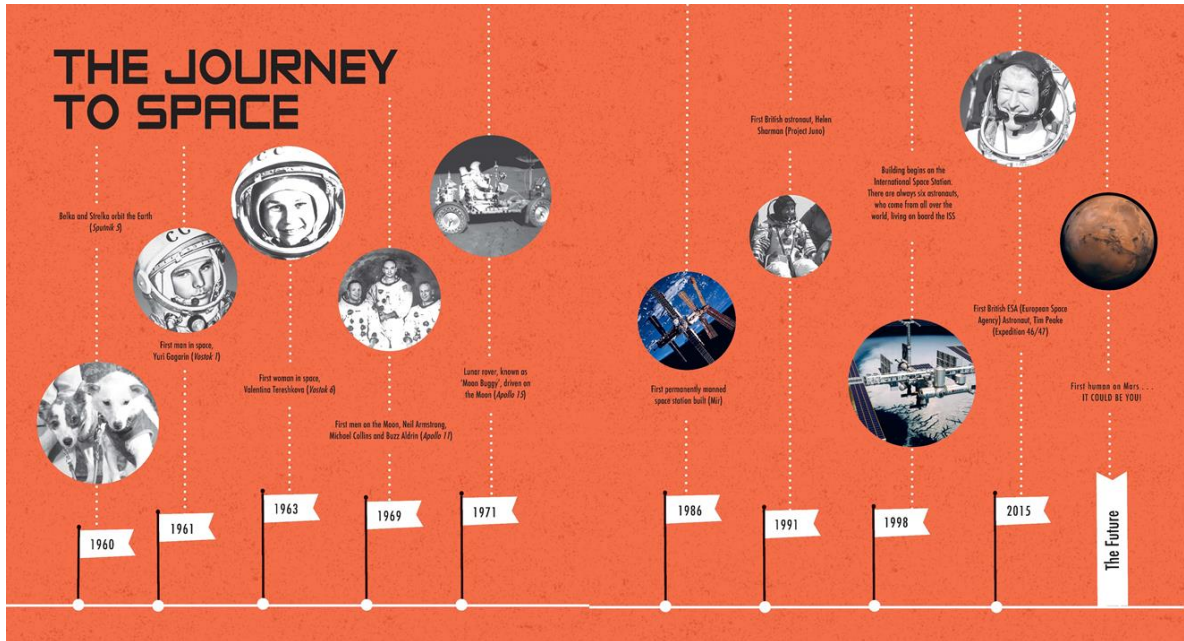


# The Big Topic: Space

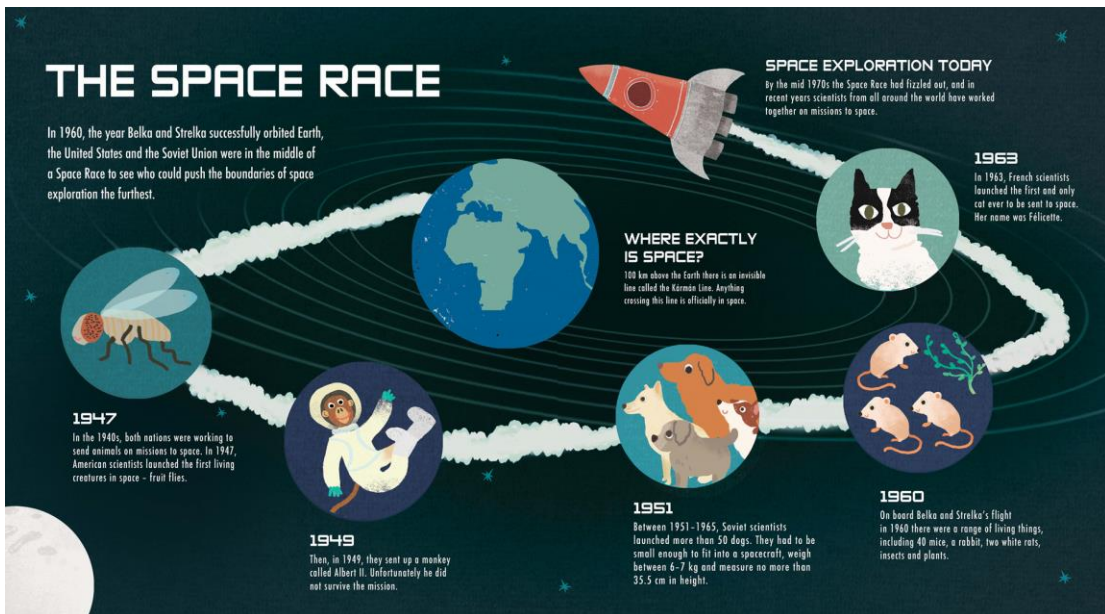
## History Activities

### Measure Up

- Use the timelines in the book to focus on chronology. Chop up the timelines and challenge pupils in pairs or teams to put them back in the right order.



- Ask children to bring in the years that their parents and grandparents were born. Can they place them correctly on the timeline?
- From this, can they generate a question to ask each of them? They can use this to find out about an event (that happened when they were a child).



# The Big Topic: Space

## Art and Design Activities

### Design a Doggy Space Suit

- Gather ideas for what a dog spacesuit needs to be. Think about what the dogs will go through, what movement they will need etc..
- Link to pupils' science knowledge of materials and their properties.
- Ask pupils to design and label a suit for their chosen dog. They should label the materials used and make a list of what they will need to make it.
- Spark their creativity and encourage inventiveness. They could invent a gadget for their space dog to have on their suit.



### Space Dog Souvenirs

- Challenge pupils to create souvenirs to sell to commemorate these doggy cosmonauts.
- Ensure pupils use key facts in their design, such as names and dates.
- You may wish to allow pupils to create these designs into a final product using ceramic pens or paint on blank mugs, or fabric pens on a plain T shirt.





# Space Dog Souvenir Design

FRONT



BACK



# Space Dog Souvenir Design

FRONT



BACK

